

Cherry Parker's Feb 2021 Newsletter

One new subscriber to this newsletter has just added the map of NZ to her list of things to stitch for 2021. I think we all have a 'I am going to do that pattern next' list. In my case a request or a commission comes from left field and the 'I am going to do that next' design gets pushed down the list a bit. More about the map of New Zealand later as I know there are several of you who have begun to stitch it.

I have an idea for my bird of paradise sketch that would work quickly in Photoshop, but I want to colour it by stitching, not a few clicks on a computer. I need a simple design to just pick up, do a few stitches without a lot of counting and then put it down again.

I cheat a bit when I stitch and someone who was taught by the Royal School of Needlework would faint on the spot, but no one knows and it comes together quickly.

I nearly always stitch around the outside of the shape. You can't always do this, but if possible it makes for very quick stitching later on. After you have the outline all you need to do is whizz along the rows, back and forth until it is all filled in. No looking at patterns and counting laboriously.

The idea is to stitch 3 birds of paradise in different colours. A year's work on and off no doubt so we will see what happens.

The Rose Bush Biscornu pincushion pattern worked out well. It is small, the top one is only 25 sts square, so it is quick to stitch.

Number 2 in the series of Gnomes/Leprechauns is just in time for St Patrick's day.



Just to clarify the difference between a shamrock and a four leaf clover in case you are going to make them.

The three leaves of a shamrock are said to stand for faith, hope and love. A fourth leaf is where we get the luck from. The four-leafed clover, or "lucky clover", is an uncommon variation of the three-leafed clover, and widely considered to be a symbol of good luck. Because they are a mutation, they are rare, and not found in the same abundance as the shamrock, and thus, considered lucky. The traditional Irish symbol of a shamrock does not include the fourth leaf.

So it is up to you whether you make a shamrock or a four leaf clover. Either are very easy.




I had to offer two options in the pattern. One with a green nose and tan fake fur beard, and the other with a cream nose and a wisp of lime wool roving.

My granddaughters are both great barometers for patterns. They are polite and say a design looks nice or else they are far more animated and genuinely think it looks ok.

Others who saw the pattern were quite divided so hence the two options. Time will tell.

I forgot to include the completed native hawk last month.

He is only 60sts x 40sts so is not too big.



My very first cross stitch book with Reed Publishing was of birds and flowers. Then the third larger pattern book they produced, included more birds along with other New Zealand themed subjects.

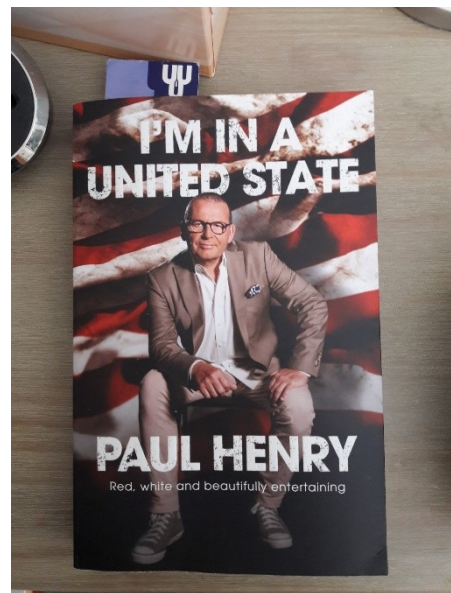

Years on, I am still drawing birds.

Last year I mentioned that I was reading J K Rowling's adult detective series when she writes under the pseudonym of Robert Galbraith.

Her descriptions are wonderful. You can quickly imagine the exact scene she is describing in great detail. The 3 books I have read in the 'Strike' series are all a problem to put down. Lovely big thick books that keep you wanting to turn page after page after page.

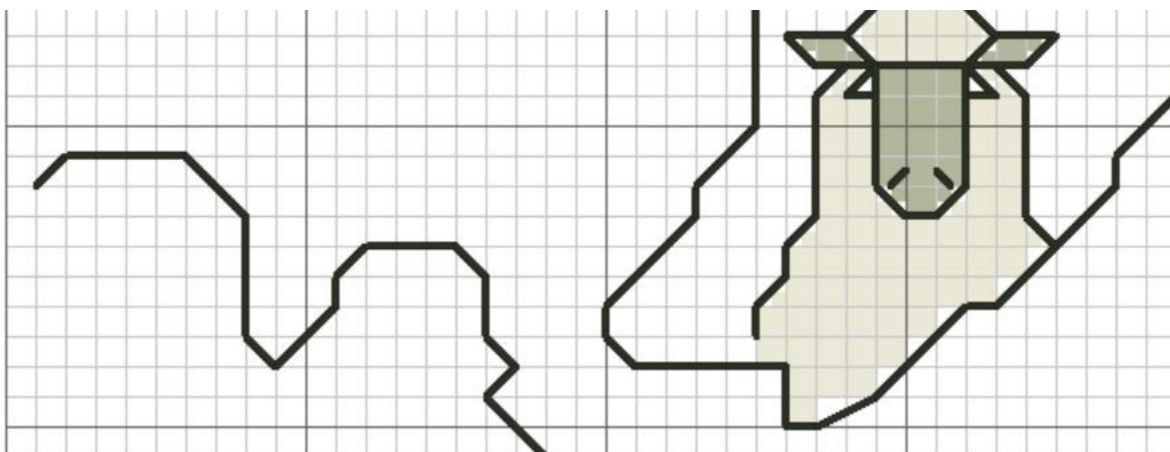
I have still to read the latest one which is thicker and heavier than the rest. Can't wait.

Another great read last month was Paul Henry's – 'I'm in a United State'. He writes of family, living in the USA and in NZ. A great rambling, funny, laugh out loud read. Thoroughly enjoyed it.



The map of NZ is progressing slowly as other things pop up along the way.

For a few reasons I had to change two stitches in the North Island outline. If any of you have begun I have included the new outline which is changed only by 2 stitches at the bottom of the North Island.



The next section of the South Island for you to stitch will be in the March newsletter.


Buzzy Bee and Jandals are your next two iconic images.

I have none of my designs on display or framed. Over the years they have been used as shop samples or I have stashed them away in the store room. The pattern I have just completed is the exception.

It has been on my to do list for some years but always gets pushed down the list when another pattern has priority.

After a concerted effort to ignore other things for a while, it is finished. I love the saying.

So off to the framers to see what magic he can create.



That is all for this month. March is already knocking so time to start another newsletter.

In the meantime, enjoy this one and as always, request a pattern, ask a question, or unsubscribe at cherry.parker@xtra.co.nz

Cherry

www.cherryparker.co.nz